

How to reset forgot password **and recover forgot Username**

Procedure to recover your forgot password

- Go to Homepage and click on “Forgot Password/Username” link as shown below

← → ↻ https://kpscruitment.in

Home | A+ A A- A ಕನ್ನಡ Your Machine IP Address

 KARNATAKA PUBLIC SERVICE COMMISSION
Online Application Portal

Guidelines for Candidates

- How to apply online
- Popup Blocker Guidance
- Forgot Password?
- Cropping Photo and Signature
- How To Upload Additional Documents

What's New

1: no latest news

Login

User Name

Password

Enter the text as in the image

Login


[Forgot Password/Username ?](#)

Enter Following details as shown below

- Username, Date of Birth, Email Id Or Mobile No.
- Now click on “Submit” button to reset the password or click on “Reset” button to reset the fields

Forgot Password


Username: * Date of Birth * Mobile No Email ID *



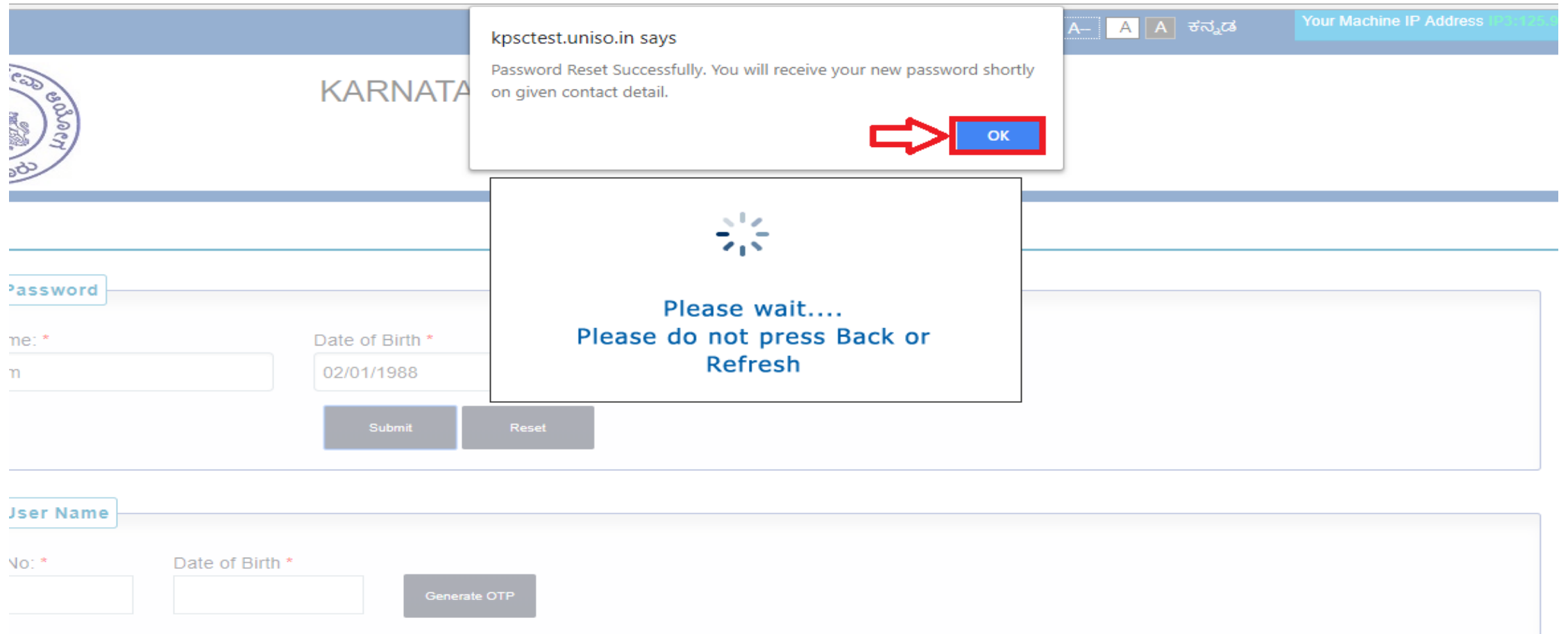
OR

Forgot Password

Username: * Date of Birth * Mobile No Email ID *



- After submitting below message will be displayed and you will receive OTP on your registered mail or a message on your registered mobile number as per details provided.
- Click on “OK” button to proceed further.
- Now you will be redirected to Homepage.



The screenshot displays a web application interface with a blue header. On the left, there is a circular logo with Kannada text. The header contains the text "KARNATA" and "ಕನ್ನಡ". On the right, it shows "Your Machine IP Address 192.125.1.1". A notification box from "kpsctest.uniso.in" states "Password Reset Successfully. You will receive your new password shortly on given contact detail." with a red arrow pointing to an "OK" button. Below this, a large white box with a loading spinner and the text "Please wait.... Please do not press Back or Refresh" is centered. The main content area has two sections: the top one is titled "Password" and contains a "Name: *" field with "n" and a "Date of Birth *" field with "02/01/1988", along with "Submit" and "Reset" buttons; the bottom one is titled "User Name" and contains a "No: *" field, a "Date of Birth *" field, and a "Generate OTP" button.

- Enter Password received on your mail or mobile as shown below.
- Click on “Login” button to proceed further.

The screenshot displays the Karnataka Public Service Commission (KPS) Online Application Portal. The browser's address bar shows the URL <https://kpscruitment.in>. The page header includes navigation links for Home, font size settings (A++, A+, A, A-, A-), the Kannada word 'ಕನ್ನಡ', and the IP address 'Your Machine IP Address 197.133.94'. The KPS logo and name in Kannada are on the left, and the text 'KARNATAKA PUBLIC SERVICE COMMISSION Online Application Portal' is centered. The main content area is divided into three columns: 'Guidelines for Candidates' with links for 'How to apply online', 'Popup Blocker Guidance', 'Forgot Password?', 'Cropping Photo and Signature', and 'How To Upload Additional Documents'; 'What's New' showing '1: no latest news'; and 'Login' with fields for 'User Name', 'Password', and a CAPTCHA image containing the text '45E8160'. A red arrow points to the 'Login' button, which is also highlighted with a red box. Below the login button are links for 'Forgot Password/Username?' and 'Activate Windows'.

Now you will ask to change the password. Enter following details as shown below


- One Time Password (Received on your contact details)
- New Password
- Confirm Password

Click on “Change Password” button to change the password. Note your user name and password for further reference

Fields indicated by * are mandatory.

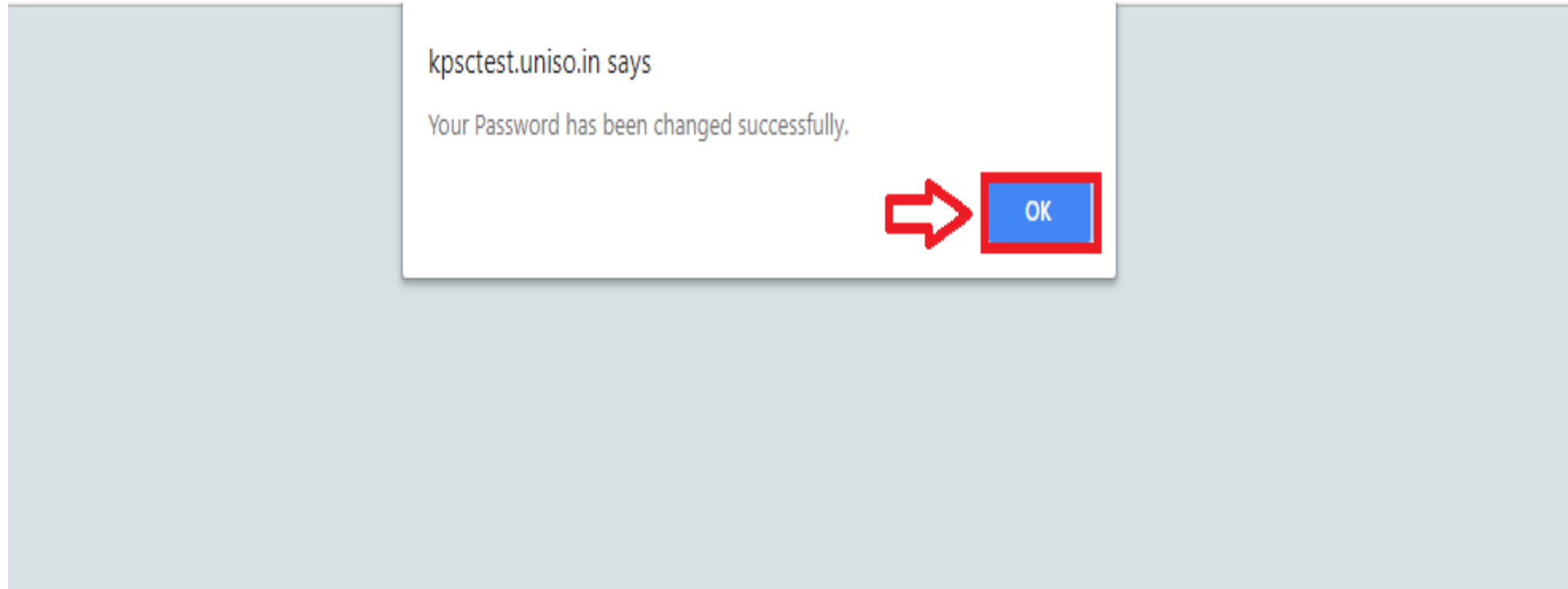
Password must be of minimum 8 characters and contain 1 Uppercase, 1 numeric and 1 special character.

Change Password

One Time Password	<input type="password"/>	Verification Image :	
New Password	<input type="password"/>	Enter the text as in the image	<input type="text" value="F2BD244"/>
Confirm Password	<input type="password"/>		

Change Password ←

- Click on “OK” button to proceed further



Procedure to recover your forgot User Name

- Go to Homepage and click on “Forgot Password/Username” link as shown below

← → ↻ https://kpscruitment.in

Home | A+ A A- A ಕನ್ನಡ Your Machine IP Address

 KARNATAKA PUBLIC SERVICE COMMISSION
Online Application Portal

Guidelines for Candidates

- How to apply online
- Popup Blocker Guidance
- Forgot Password?
- Cropping Photo and Signature
- How To Upload Additional Documents

What's New

1: no latest news

Login

User Name

Password

Enter the text as in the image

Login


[Forgot Password/Username ?](#)

- Enter your Date of Birth and Registered Mobile Number

Forgot User Name

Mobile No: *

Date of Birth *



- After submitting below message will be displayed and you will receive OTP message on your registered mobile number as per details provided.
- Click on “OK” button to proceed further.
- Now you will be redirected to Homepage.

The screenshot shows a web form with a notification and a loading dialog. The notification, titled "kpsctest.uniso.in says", states: "Your verification code (OTP) has been sent to your given Contact details, Please check and verify." A red arrow points to a blue "OK" button. Below the notification is a loading dialog with a spinner icon and the text: "Please wait.... Please do not press Back or Refresh". The form includes a "Date of Birth" field with an asterisk, a "Submit" button, and a "Reset" button. The browser's address bar shows "kpsctest.uniso.in" and the page title is "KARNATAKA".

- Enter OTP received in the field as shown below:

Forgot User Name

Enter OTP *

637415|

Submit OTP



The image shows a web form titled "Forgot User Name". It contains a text input field with the value "637415|". To the right of the input field is a "Submit OTP" button. A red arrow points from the right towards the "Submit OTP" button, indicating the next step in the process.

- If OTP is correct then User Name is displayed on Screen

Forgot User Name

Your User Name is: testuser

Thank You
